

# BP Premier – No Cervical Screening Result (Pap test) Recorded

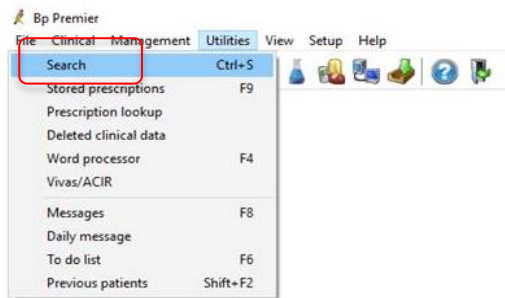
This search will extract all active female patients aged 18-69 years that have no cervical screening (PAP test) recorded in BP Premier.

**Note:** Pap test data must be entered in BP Premier as follows: The test result must appear in the Cervical Smears tab (ie this must be manually added from either the Inbox or from within the Cervical Smears screen).

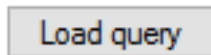
## To run the query:

From the Main screen in BP Premier: (with no patient record open):

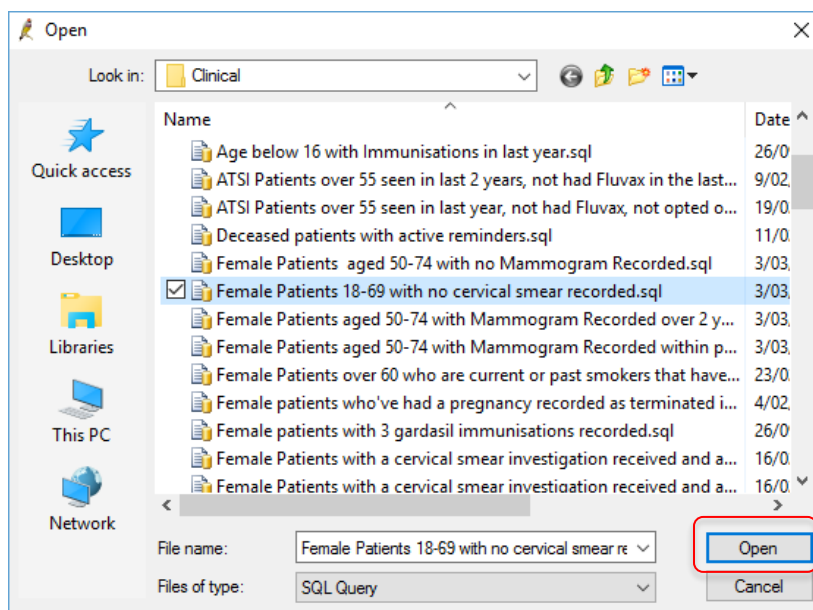
1. Select the **Utilities** menu, then **Search**



2. Select 'Load Query' button

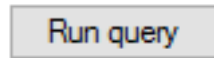


3. Navigate to the query titled 'Female Patients aged 18-69 with no Cervical Smear Recorded'



4. Click to select the query and select 'Open'

5. Select 'Run Query'



Database search  
File Help

Setup search: Demographics Drugs Conditions Visits Immunisations Pap smears Observations Family/Social

SQL Query:  
SELECT \*  
FROM BPS\_Patients  
WHERE StatusText = 'Active'  
AND Sex = 'Female'  
AND DOB < DateAdd(Year, -50, GetDate())  
AND DOB > DateAdd(Year, -75, GetDate())

Include inactive patients  Include deceased patients 1 matching record

Name	Address	D.O.B.	Age	Medicare No.	Medicare expiry	File No.	Home phone
Abbott, Madeline Jane	12 John St, Albany Creek, 4035	14/02/1965	52 yrs	4133180467 - 2	31/12/2019	102	07 50505050

6. To print the list of patients that match the query, Select 'Print'



7. To Save the results to a file, select File > Save. Rename the file and save to a folder on your computer.

Change the File Type to 'CSV' if you want to merge the file with another file to produce a letter.



8. Press 'Save' button.